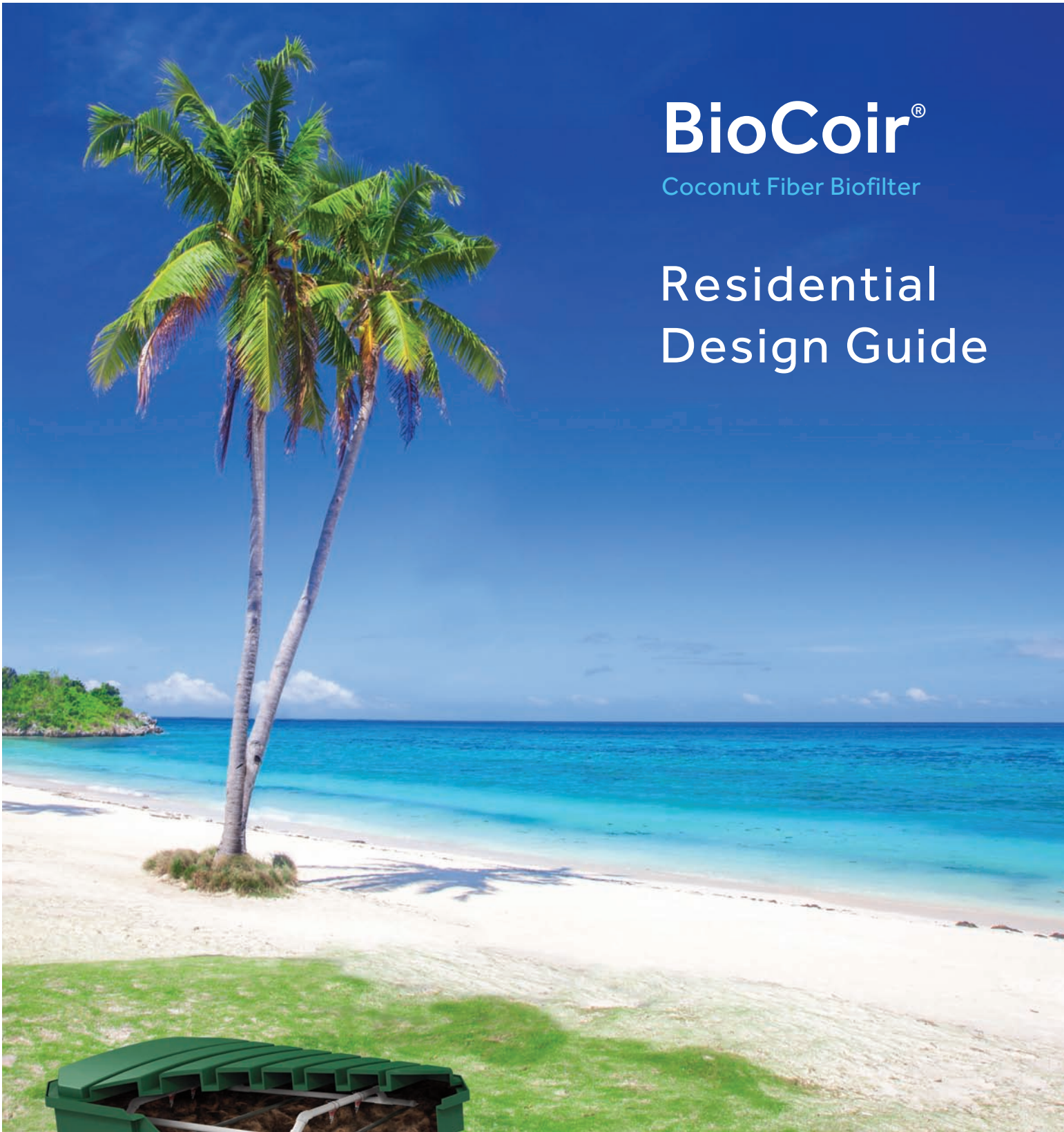


BioCoir[®]

Coconut Fiber Biofilter

Residential Design Guide



Only pods bearing the NSF® mark are certified NSF/ANSI Standard 40, Class I



©2022 Anua 07-2022



336.547.9338 ■ anuainternational.com

Residential Strength Waste Table

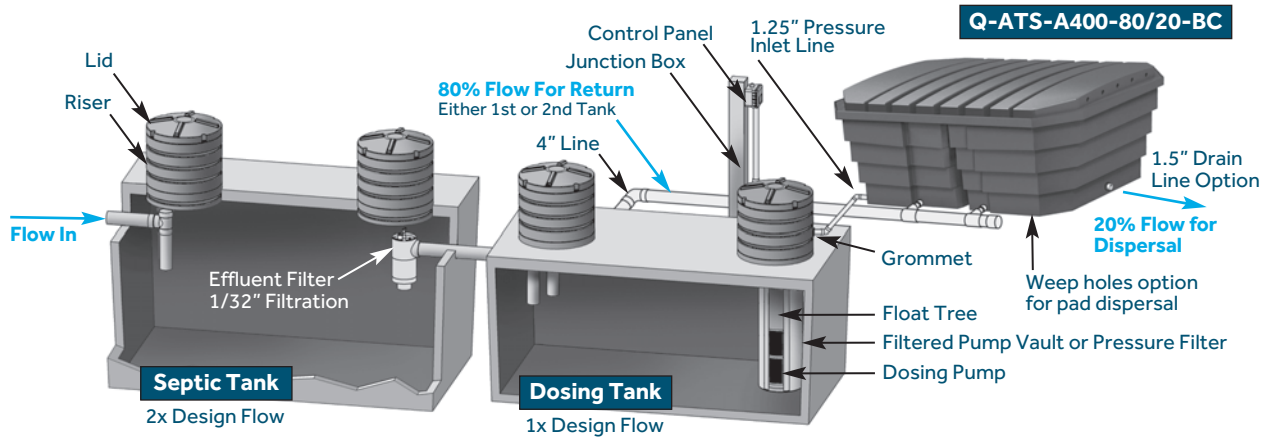
Constituents	Pretreated ¹ Max	Primary Treated ²		
		30-day Avg	7-day Max	30-day Max
CBOD ₅ mg/L	≤ 300	150	200	300
TSS mg/L	≤ 350	75	100	150
TN mg/L	≤ 60	60	75	120
FOG mg/L	≤ 30	20	25	25
pH	6.0 to 9.0	6.0 to 9.0		

¹ Pretreated: Raw wastewater prior to entering the septic tank.

² Primary treated: Effluent at the discharge of the septic tank.

Note: This is Anua's definition of pretreated/primary treated residential wastewater. If the wastewater exceeds these parameters, treatment goals may not be achieved and may require additional treatment.

Typical Layout



Step 1 Information Gathering

Design Flow (GPD)	Number of Bedrooms	Number of Occupants

Note: Average flow (GPD) is defined as 60% of design flow for 150 GPD per bedroom and 75% of design flow for 120 GPD per bedroom.

Step 2 Size the Septic Tank and Dosing Tank

Model Number	Septic Tank Minimum Size (Gal)	Dosing Tank Minimum Size (Gal)
Q-ATS-A400-80/20-BC	800	400
Q-ATS-A400-80/20-2-BC	1600	800
Q-ATS-A400-80/20-3-BC	2400	1200
ATS-NS500-BC-N	1000	500
ATS-NS750-BC-N	1320	660
ATS-NS1000-BC-N	1600	800
ATS-NS500-80/20-BC-N	1000	500
ATS-NS750-80/20-BC-N	1320	660
ATS-NS1000-80/20-BC-N	1600	800
ATS-NS500-2-80/20-BC-N	2000	1000
ATS-NS500-3-80/20-BC-N	3000	1500
ATS-NS750-2-80/20-BC-N	2640	1320

- Notes:**
1. Tank sizing values in table are for the specified design flow.
 2. For other design flows, use 2x daily flow for septic tank minimum size and 1x daily flow for dosing tank minimum size.
 3. Single tank configuration may be used with first compartment sized at least 2x daily flow and second compartment sized at least 1x daily flow.

Step 3 Select an Effluent Filter

NSF 46 approved models with 1/32" filtration

- Zabel A300
- Polylok PL-625
- BEST GF10-32

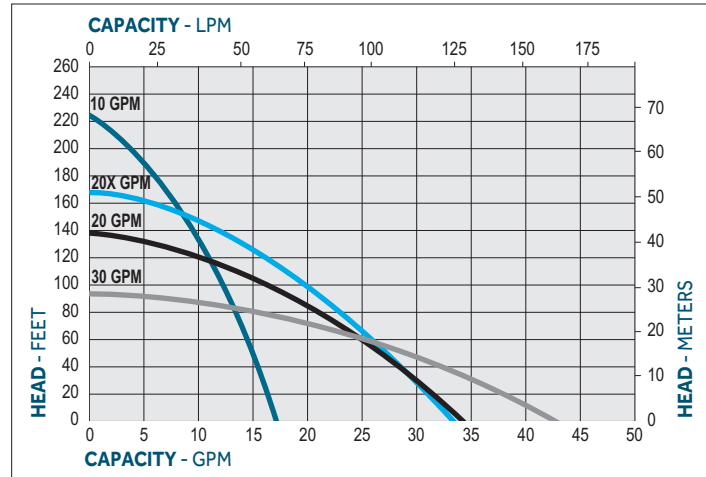
Step 4 Select a Filtered Pump Vault

Available models with heights

Model Number	Height
FPV-H44-4	44"
FPV-H50-4	50"
FPV-H56-4	56"
FPV-H68-4	68"
FPV-H80-4	80"

Step 5 Verify Dosing Pump Based on TDH

Model Number	Total Spray Nozzles
ATS-NS500-BC-N	3
ATS-NS750-BC-N	4
ATS-NS1000-BC-N	4
ATS-NS500-80/20-BC-N	3
ATS-NS750-80/20-BC-N	4
ATS-NS1000-80/20-BC-N	4
ATS-NS500-2-80/20-BC-N	6
ATS-NS500-3-80/20-BC-N	9
ATS-NS750-2-80/20-BC-N	8
Q-ATS-A400-80/20-BC	4
Q-ATS-A400-80/20-2-BC	8
Q-ATS-A400-80/20-3-BC	12



Note 1: TF14 spray nozzles = ~2.9 GPM @ 5 PSI and ~3.4 GPM @ 8 PSI

Note 2: The standard model pump is 30gpm, 115V model. (see pump curve above)

Step 6 Select Treatment Pod per the Engineering and Technical Specifications Sheet

Step 7 Verify Other Components Included in Standard Package

- 1.25" discharge assembly
- Junction box
- Control panel
- Float switches

Step 8 Select Any Optional Components

- Access risers
- Access lids
- Tank adapters with mounting hardware
- Tank/riser sealant or adhesive
- Rubber grommets



P.O. Box 77457
Greensboro, NC 27417

T 336.547.9338
F 336.547.8559
anuainternational.com

